

# Monday

## March 30th

Please sit with your child while they work.

They will need some instruction.

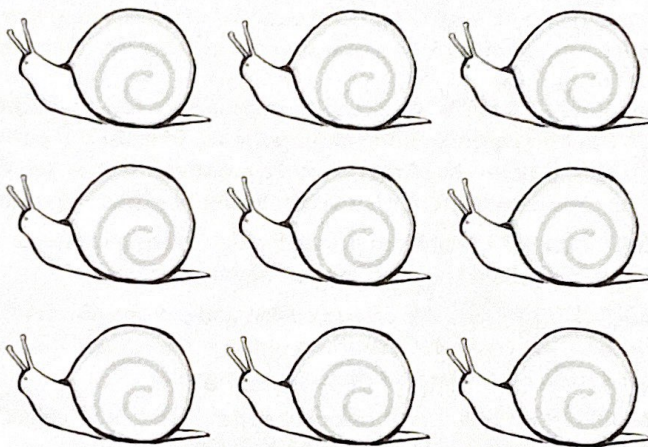

Please refer to the Letter & Number formation guides to help them with their letters & numbers.

Monday March 30th

Math: Do the cover and the first 5 pages of the  
Number Nine small booklet.

DONT DO THE ENTIRE BOOKLET

NAME \_\_\_\_\_



nine

## I Know My Numbers

**About NINE** – 9 is a square number. That means that you can move 9 objects (3 rows of 3 each) to make a square. Try this with paper napkins or crackers at the table. Four is also a square number. Try it and see.

**Explore 9** – Patterns are all around, such as in floor tiles or on quilts. Objects can also be arranged to make patterns. To make a 9 pattern, repeat a group of 3, 3 times. Anything can make a pattern: shapes, movements, colors, or even sounds. Here are some activities your children might enjoy.

**FIND 9.** Look for 9 while on a walk through the neighborhood. Where did you find numbers in your neighborhood?

**COUNT 9** by ones. Use an egg carton and put one object into each space as you count it. Count them again in the carton. The number is the same no matter how they are arranged.

**MAKE a 9 pattern.** Use 9 pieces of paper (3 each of 3 colors, ABC). Make a row of ABCABCABC or AAABBBCCCC.




**Write 9** – We teach children to write 9 on a slate. Look at the slate on the cover. 9 doesn't start in the ☺ starting corner. 9 has its own corner. Use the slate on the cover to practice finger tracing 9. Then try it with a crayon. Help children hold the crayon and trace 9 on these pages. The speech bubble tells you what to say.


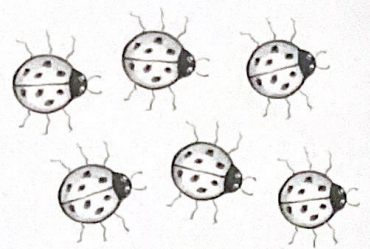


### Help Me Hold the Crayon



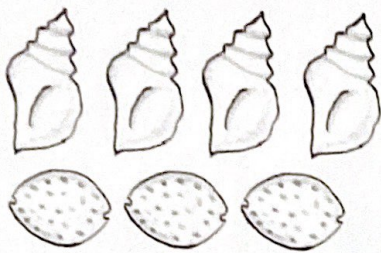
Visit [LWTears.com/getselfforschool](http://LWTears.com/getselfforschool) for how-to videos and downloads on teaching grip.

Aim crayon at ↩.  
Little curve, Up into the  
corner, Big line down.









9






nine

9

9

9

# EIGHT SPIDERS



Name \_\_\_\_\_

Say & Color



March is for

National  
Drs.' Day



Say, Color & Trace



Doctors help us



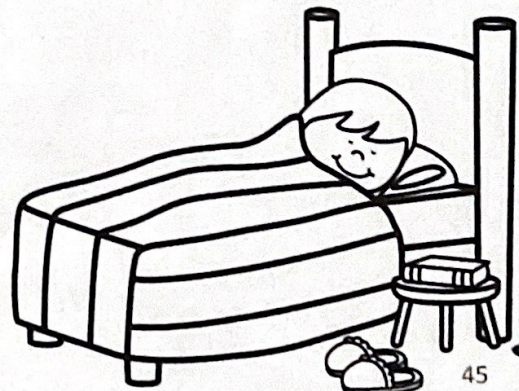


YES!



stay healthy.

Name \_\_\_\_\_

# Name The Things That You Can Do To Stay Healthy. Color.



Name \_\_\_\_\_

**Draw the First Letter in the Word  
Healthy.**

(Say the word slowly so you can hear the  
first sound)